



## EURO-GRID INNOVATION

### 60x60 slim cassette SMMSu



#### Highlights

- 62 x 62 cm panel without grid overhang
- Customizable air distribution features
- Occupancy sensor option



4-way Euro-grid cassette for combination with VRF outdoor units from the MiNi-SMMS-e, SMMS-e, SMMS-u, and SHRM-e model series. Perfect look in the ceiling grid, available in six capacity levels from 1.7 to 5.6 kW.



#### Performance

- High energy efficiency
- High-performance heat exchanger
- Self-cleaning function
- Low-noise, 5-step fan
- Individual louver function
- 360° airflow
- Occupancy sensor option
- Auto diagnostic system



#### Technical details

- Low unit overall height of only 256 mm
- Slim exhaust panel with a height of only 12 mm
- Integrated drain pump with a discharge head up to 85 cm
- Receiver for infrared remote control can be integrated
- Can be combined with all cable remote controls
- Automatic restart after power blackout adjustable













#### Flexibility

- 4 independent, controllable louver flaps
- Optimal air distribution, even in high spaces
- Easy-to-remove, washable dust filter
- Up to 4 indoor units can be connected to one outdoor unit
- Optional WiFi control via smartphone, tablet, or PC

# TOSHIBA

## 60x60 slim cassette SMMSu

Technical data			MMU-UP0181MH-E
Cooling capacity	kW		5,60
Power consumption (min./nom./max.)	kW		0,052
Heating capacity	kW		6,30
Power consumption (min./nom./max.)	kW		0,052
Airflow	m <sup>3</sup> /h		522/840
Sound pressure level (low/med/high)	dB(A)		34/39/47
Sound pressure level (low/med/high)	dB(A)		34/39/47
Sound power level	dB(A)		49/54/62
Sound power level	dB(A)		49/54/62
Liquid pipe diameter	mm (inch)		6,4 (¼)
Suction gas pipe diameter	mm (inch)		12,7 (½)
Condensate pipe diameter	mm		VP20 (20/26)
Power supply	V/Ph+N/Hz		220-240/1/50
Running current	A		0,46
Running current	A		0,46
Current consumption (nom.)	A		0,46
Refrigerant			R410A
Dimensions (HxWxD)	mm		256 x 575 x 575
Weight	kg		15,0+2,5
Panel dimensions (HxWxD)	mm		12 x 620 x 620
Panel weight	kg		2,5

 Cooling  Heating

The measuring conditions for this product can be found at <http://www.toshiba-klima.at/en/measuring-conditions.html>



**Energy Label:** Energy label **A+ to A+++**, indicates the power consumption and energy efficiency class.



**HI POWER:** Particularly strong airflow for quickly reaching the requested temperature.



**ErP Ecodesign:** All criteria of **ECODESIGN**-guideline are fulfilled and confirm highest system efficiency.



**Auto diagnostic:** Check of system for flawless operation.



**Hybrid inverter control:** Smooth capacity regulation.



**Eco Mode:** Energy saving function.



**Rotary compressor:** Reliability and high efficiency.



**Quiet Mode:** Particularly low noise level - whispering mode.



**Twin rotary compressor:** Long-lasting, smoothly running and highest efficiency.



**Comfort Sleep:** Gradual increase of temperature by 2 °C until morning.



**R410A:** Used refrigerant: R410A.



**Power Selection:** Capacity regulation and therefore power savings of up to 25, 50 or 75%.



**R32:** Used refrigerant: R32.



**Floor Mode:** Natural floor warming effect for greater comfort.



**Wifi ready:** Optional control of the system via a smartphone.



**Preset Mode:** Activates individual settings at the touch of a button.



**KNX:** Optional KNX bus connection.



**One Touch Mode:** Fully automatic operation adapted to your needs.



**Dust filter:** Washable filter against coarse contamination.



**Timer:** Individual programming of on-/off times.



**IAQ filter:** Fine mesh filter with natural substances.



**Off Timer:** Shutdown of the unit at chosen times (30 min to 12 h).



**Active carbon-catechin filter:** Cleansing filter with enzymes from green tea.



**Week Timer:** Up to four settings per day and seven per week.



**Plasma filter: Pure Mode:** Electrostatic filter system.



**Automatic Restart:** After a power blackout.



**Air ionizer:** Negative ions cover polluted particles in the air. Dust, pollen and smoke are neutralized.



**8 °C frost protection function:** Frost protection for uninhabited rooms.



**Self-cleaning function:** Usage of condensate water for cleaning.



**Louver:** Flexible setting of louvers.



**Auto Mode:** Automatic selection between cooling and heating.



**3D Airflow:** 6 different airflow patterns in all directions.